



REDBANK PLAINS RECREATION RESERVE

PRE-DESIGN CONSULTATION SUMMARY REPORT

CITY OF IPSWICH

20 SEP 2019

CONVIC

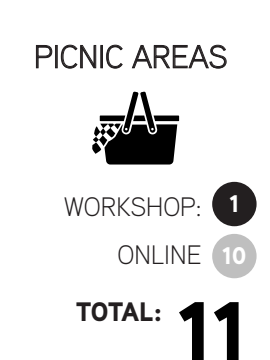
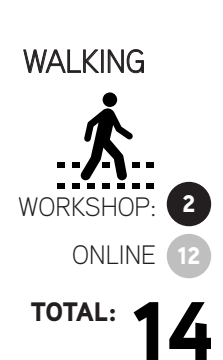
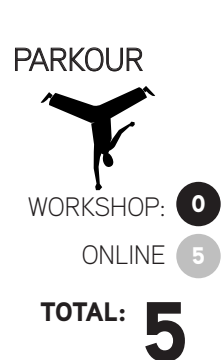
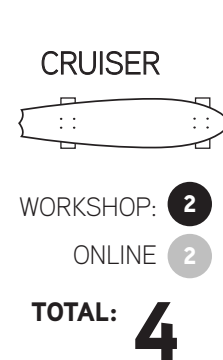

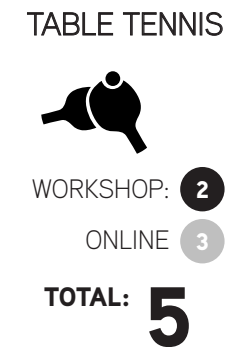
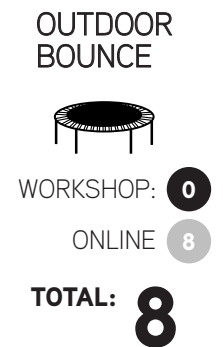

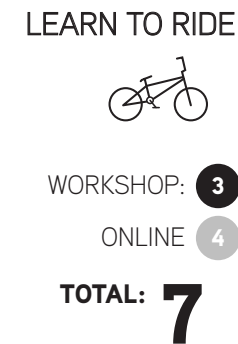
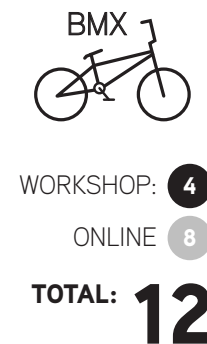
DEVELOPING USER PROFILES

WHAT ACTIVITIES WILL YOU BE INVOLVED IN?

Different skate parks may favour different users. As an example, jumps boxes more often appeal to scooter and BMX riders, whereas ledges, rails and bowls often appeal more so to skateboarders. With this understanding, the questionnaire identified a **VAST MAJORITY OF RESPONDENTS AS SKATEBOARDERS**. This indicates that the park may take on a skate orientated style that also considers and appeals to the needs of other user groups such as bmx that also responded.

Many forms of supporting passive recreation are also important to participants. Opportunities for walking and picnic areas highlight the need to make the facility inclusive for all members of the family, not just active participants of the youth space. Other items that were popular during the consultation and drop in session included outdoor bounce, basketball and informal kick about areas. This indicates the facility needs to cater for all ages and different forms of challenging youth activation.

*Participants were allowed to vote more than once.

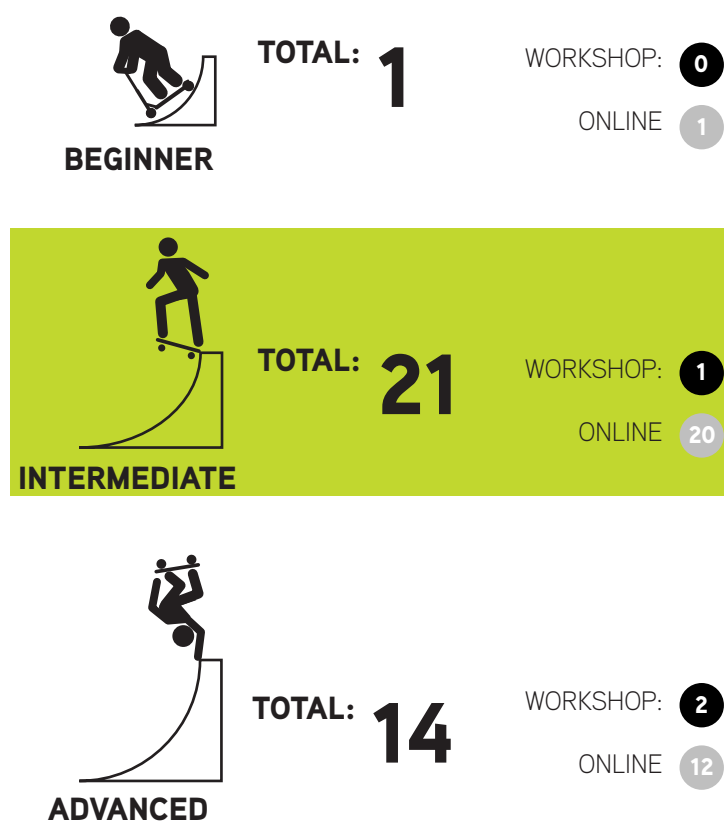


DEVELOPING USER PROFILES

HOW WELL DO YOU RIDE?

The **MAJORITY OF PARTICIPANTS RESPONDED AS INTERMEDIATE LEVEL ABILITY** as well as advanced.

It is however, key to provide for beginners and the building blocks for future users to start on obstacles that they can work their way up. This is achieved by providing a number of multi-purpose features and obstacles that have both beginner to advanced applications.




WHY DO YOU RIDE?

The following results indicate words that appeared most frequently from the participants answers. Most answers included; **FUN, SPORT AND RELAX + DESTRESS.**

This illustrates that participants enjoy the fun and physical benefits of using the facility the most. Also the challenge was dominant showing a need to consider some features to encourage healthy competition within the design. As well as the fun and physical benefits of the facility, there was a high interest shown in the **HANG WITH FRIENDS and EXPRESS MYSELF** aspects associated with the space, this indicates how much users value the social interaction and friendships they form around youth/skate facilities. This shows the necessity to allow for social and gathering spaces within the development and associated seating.

The below information indicates the proposed facility needs to cater for more than just a traditional skate park; providing a social space for people to hang out with friends, give a chance for healthy competition amongst peers and for users to have fun in a safe environment.



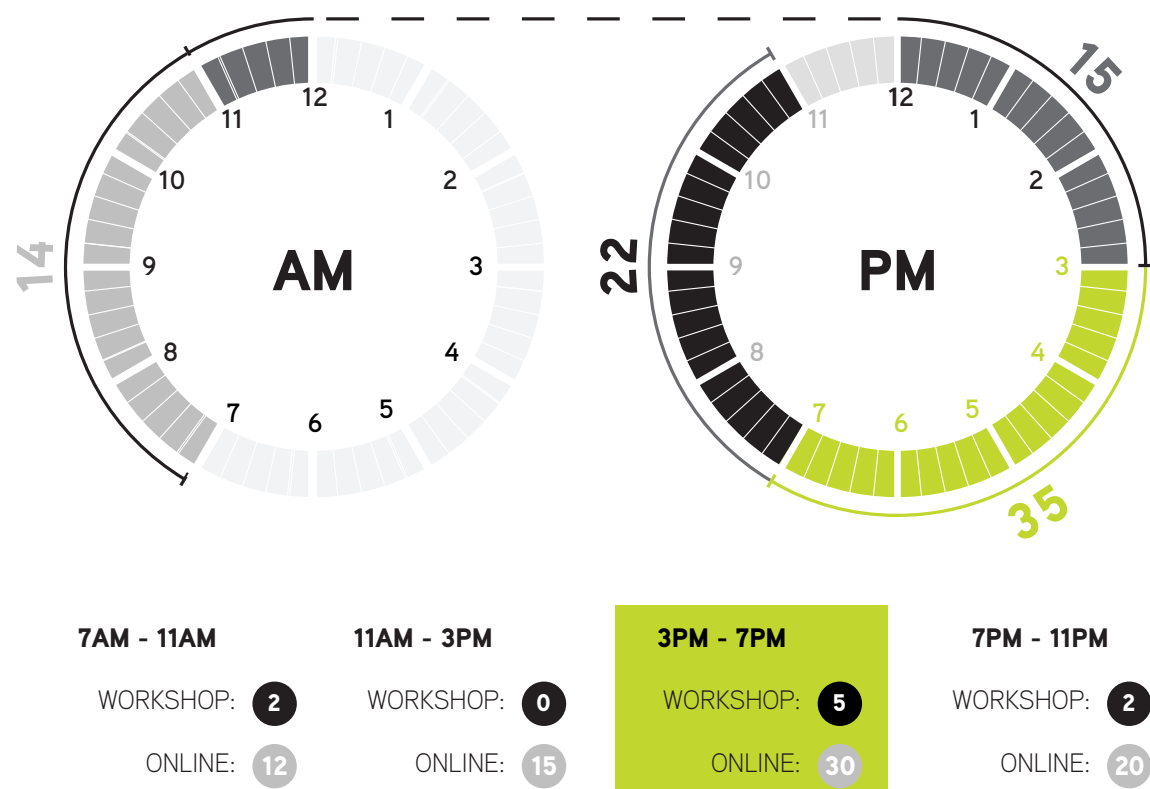
*Participants were allowed to vote more than once.

*Community workshop numbers (in green) are included in drop in session results (in grey).

DEVELOPING USER PROFILES

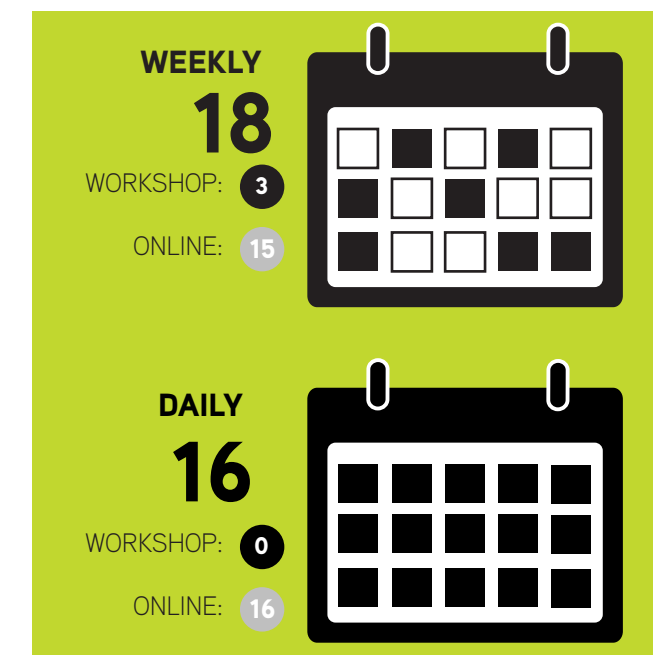
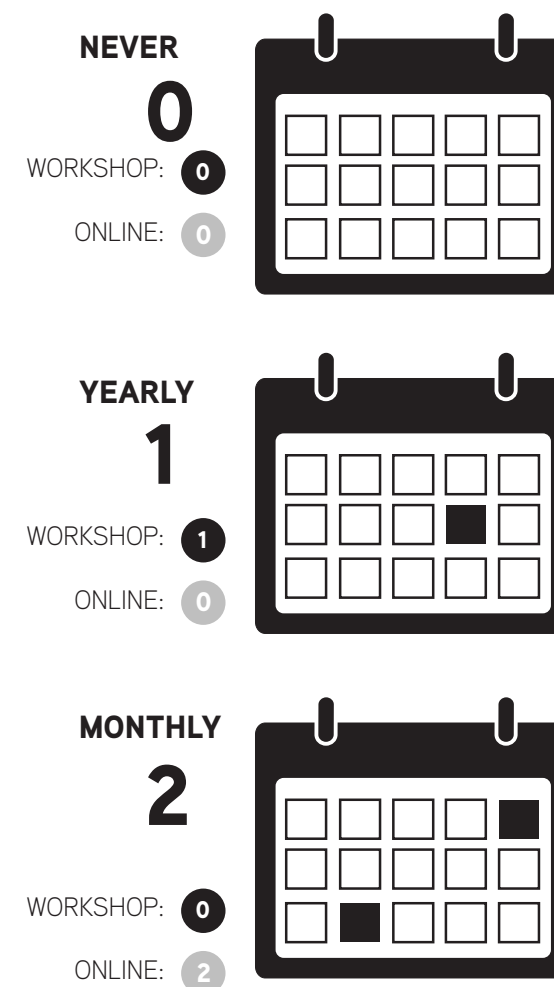
WHAT TIME DO YOU RIDE?

The results show participants would typically utilise the facility between **3PM AND 7PM**. It also identified 7pm to 11pm as a popular time of use. Generally the questionnaire has identified that local facilities are in constant use at all times of the day by different user groups, illustrating that the proposed skate space design will need to consider provision for amenity to support functionality throughout the day and night such as shade and lighting for hotter months of the years.



HOW OFTEN DO YOU RIDE?

The majority of participants have been identified as active users, with **MOST RIDING ON A DAILY OR WEEKLY BASIS**. This illustrates a high number of participants that will directly utilise the facility regularly in the future and capacity of users will need to be considered during the design phases.



*Participants were allowed to vote more than once.

WHAT IS YOUR FAVOURITE STYLE OF SKATE PARK?

Participants were asked to vote for which style of park they prefer the most, with majority selecting street and transition or bowl and transition.

Looking at park styles in more detail it appears that **RESPONSES FAVOURED PARK STYLE BOWL, FLOWY TRANSITION, SKATE PLAZA AND SEPARATE STREET AND TRANSITION** for different skate typologies.

The design will look to incorporate a typology that is a combination of both styles of skate. It is also important to consider what other facilities in the region already provide as to not replicate features and ensure the proposed design fits into the existing skate park network.

BOWL + TRANSITION

TOTAL: 15

WORKSHOP: 2

ONLINE 13

STREET + PLAZA

TOTAL: 5

WORKSHOP: 0


ONLINE 5

STREET + TRANNY

TOTAL: 16


WORKSHOP: 1

ONLINE 15



IF YOU COULD HAVE ONE SKATE FEATURE IN THE DESIGN WHAT WOULD IT BE?

A mix of features were suggested but the majority showed a **PREFERENCE FOR TRANSITION-BASED FEATURES**. Standout skate features have been listed below.



*Participants were allowed to vote more than once.
*Not all participants answered the question.
*Community workshop numbers (in green) are included in drop in session results (in grey).

WHAT DO YOU FIND SPECIAL OR ICONIC ABOUT IPSWICH THAT SHOULD BE CONSIDERED IN THE DESIGN?


There was a variety of replies to this question with many participants coming up with unique and creative responses. Many ideas discussed concepts around the significance of **IPSWICH'S NATURAL ENVIRONMENT** and aesthetic, and the colours found within it. Others commented the mining industry that established in the area. People also mentioned local and indigenous art be represented in the design.



GATHERING IDEAS

WHAT ELEMENTS WOULD YOU LIKE TO SEE IN THE LEARN TO RIDE TRACK?

A mix of features were suggested but the majority showed a **PREFERENCE FOR WAY FINDING SIGNAGE AND VEGETATION.** Standout features have been listed below.



*Participants were allowed to vote more than once.

*Not all participants answered the question.

*Community workshop numbers (in green) are included and online results (in grey).

DO YOU THINK PARKOUR SHOULD BE INCLUDED WITHIN THE YOUTH SPACE?

This question was asked to quantify how much interest there is for incorporation of parkour within the design of the youth space. The response showed a very even number of for and against:



IF YES WHAT PARKOUR FEATURES DO YOU LIKE?

Participants showed more interest in jumps courses and bright coloured interesting set ups.



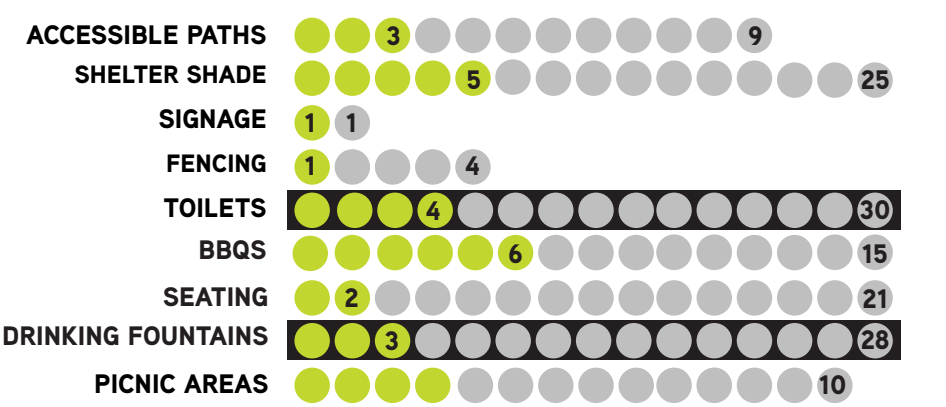
WHAT FEATURES WOULD YOU LIKE INCLUDED WITHIN THE MULTI COURTS?

A mix of features were suggested but the majority showed a **PREFERENCE FOR BASKETBALL AND A HIT UP WALL.** Other popular items were futsal and netball.



WHAT AMENITIES DO YOU NEED SO YOU CAN HANG OUT AT THE YOUTH SPACE?

Important public infrastructure such as toilets and drinking fountains were the most common response, however **SEATING SHADE AND BBQ'S WERE ALSO VERY POPULAR.**



*Participants were allowed to vote more than once.
*Not all participants answered the question.
*Community workshop numbers (in green) are included and online results (in grey).

GATHERING IDEAS

WHAT ELSE WOULD YOU LIKE TO SEE INCLUDED IN THE NEW FACILITY?

LIGHTING AND SHADE WERE SEEN AS A HIGH PRIORITY by many members of the community with a number of participants highlighting them as an integral inclusion within the space, as to create a shaded community space for socialising and spectating. The want for skate demos was also popular response highlighting the desire for the space to be activated through day and night time with events once installed.

SKATE DEMO'S



TOTAL:
60%
WORKSHOP: **3**
ONLINE **24**

DIVERSE YOUTH ACTIVITIES



TOTAL:
10%
WORKSHOP: **1**
ONLINE **4**

SHADE



TOTAL:
71%
WORKSHOP: **1**
ONLINE **25**

COMMUNITY EVENT SPACE



TOTAL:
9%
WORKSHOP: **0**
ONLINE **9**

LIGHTING FOR NIGHT TIME USE



TOTAL:
80%
WORKSHOP: **1**
ONLINE **32**

BBQ'S



TOTAL:
42%
WORKSHOP: **2**
ONLINE **15**

SEATING & HANG OUT SPACE




TOTAL:
27%
WORKSHOP: **0**
ONLINE **11**

POP UP FOOD KIOSKS



TOTAL:
12%
WORKSHOP: **0**
ONLINE **5**

ART PROGRAMS / ART WALL



TOTAL:
22%
WORKSHOP: **1**
ONLINE **9**

SHADED FAMILY SPACE



TOTAL:
25%
WORKSHOP: **2**
ONLINE **10**

TABLE TENNIS



TOTAL:
10%
WORKSHOP: **0**
ONLINE **4**

SKATE WORKSHOPS



TOTAL:
20%
WORKSHOP: **2**
ONLINE **8**

*Participants were allowed to vote more than once.

04

GATHERING IDEAS

PICTURE VOTING RESULTS

Following the workshop presentation and questionnaires, participants voted on a range of visual choices of inspirational images. This allows participants the opportunity to choose their favourite features and elements by attaching stickers to an image corresponding to their preferred idea.

Many of the design workshop attendees voted on a mixture of features relating to unique skate typologies indicating that the design of the Ipswich Skate Park will need to cater to a variety of users. These features could include a bowl, flowy transitions, mini ramp, spines, street runs with different rails and ledges.

The inclusion of a unique feature, such as a sculptural element within the space was also highly favoured by the community and the integration of these into the skate park will be considered throughout the design phases.

Furthermore, participants stressed the importance of supporting amenities including shade, lighting, drinking fountains and bins around the skate space, the integration of these into the skate space will be considered.

